

Municipal Reporting + GenAI + FDFTA

A Key Pillar of State Government

*We help Utah taxpayers hold
government accountable.*



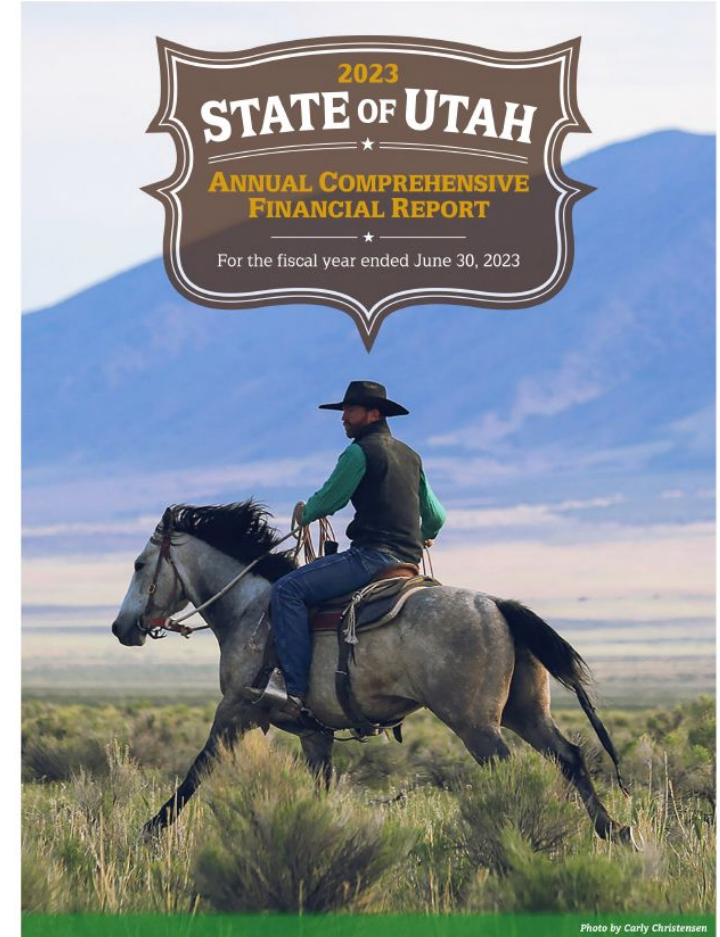
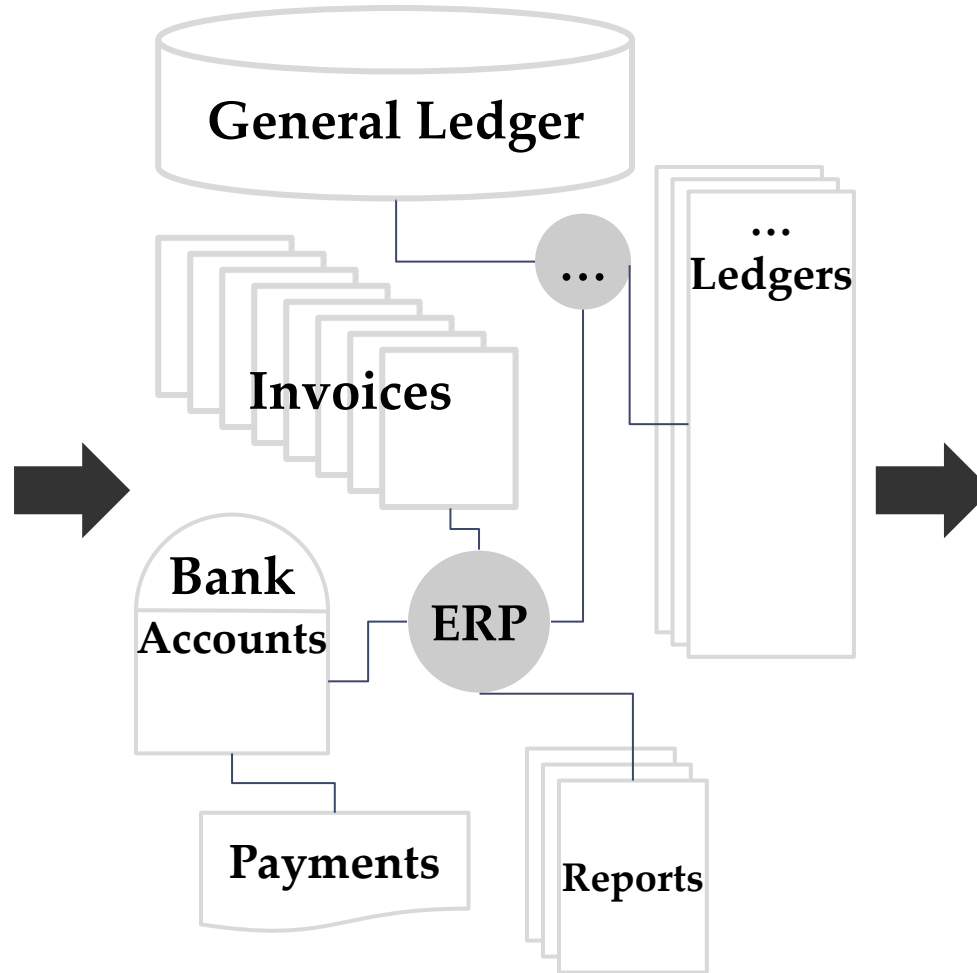
STATE OF UTAH



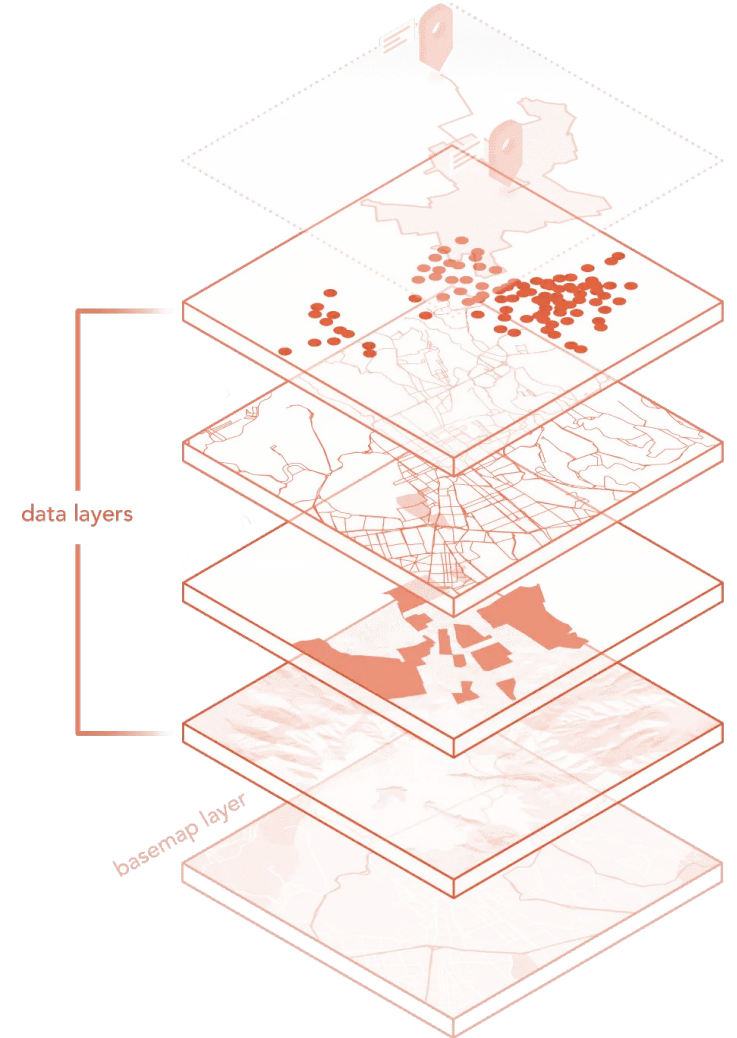
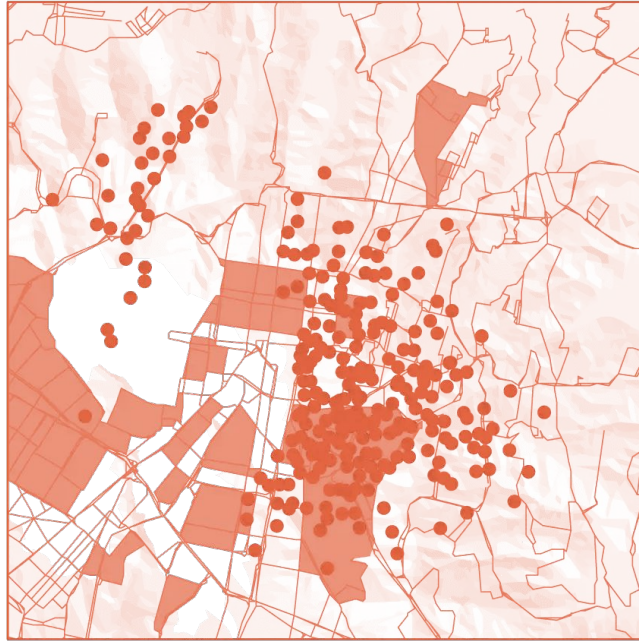
OFFICE OF THE
STATE AUDITOR

“Remapping” Financial Reporting

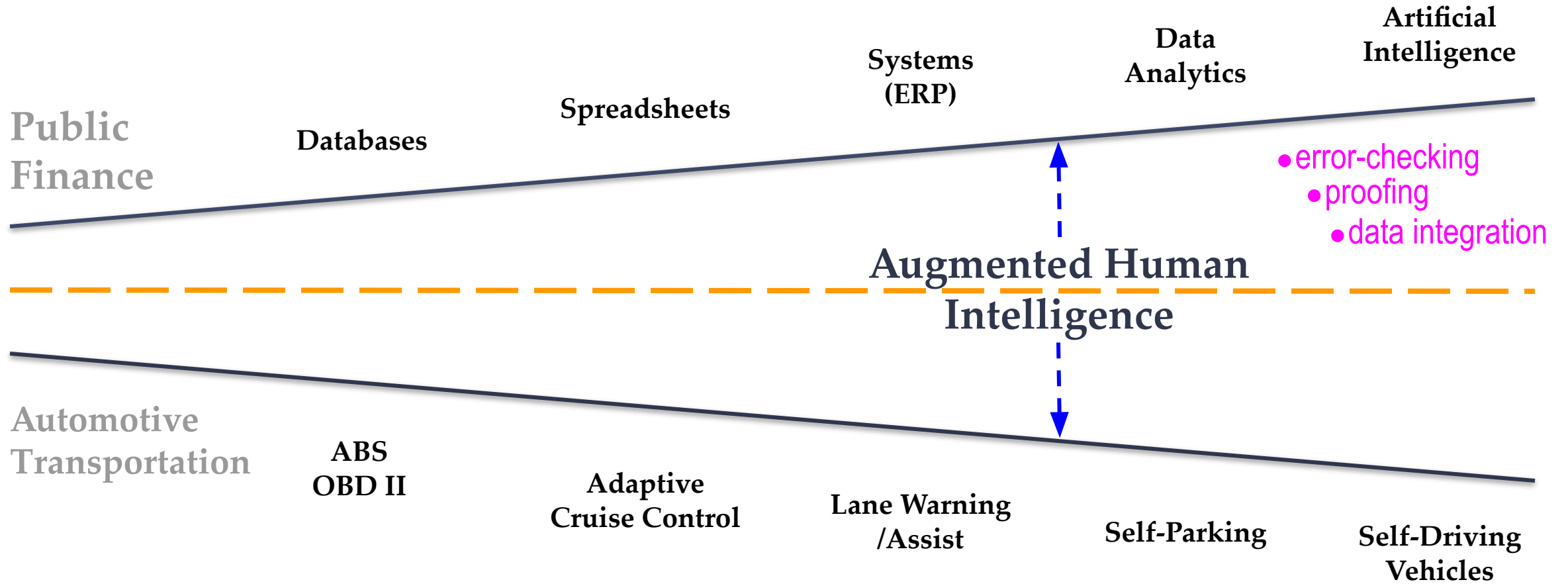
Financial Statements: “Maps” of Fiscal Reality



How have Maps changed from Paper to Apps?



Data in Depth: Technology, Taxonomy, Translation



Use Case: Data & Language = *better* Financial Statements

Google Cloud | ut-sao-special-prod | Search (/) for resources, docs, products, and more

Vertex AI | Financial Report Review

Generative AI

Prompt

2023_Financial Report.p...

What were the total Government wide expenses for the city in fiscal year 2023 and how does it break down by type of activity. Also, generate a csv file of the "Statement of Activities"

16,297 tokens | VIEW TOKENS

Response

The total Government wide expenses for fiscal year 2023 are \$18,049,378. This breaks down as follows:

Governmental Activities: \$18,049,378

- General Government: \$4,994,987
- Public Safety: \$7,732,988
- Streets and Public Works: \$3,106,717
- Parks and Recreation: \$1,993,733
- Interest and Fiscal Charges: \$220,953

Business-Type Activities: \$6,425,500

- Water: \$6,425,500

Statement of Activities (CSV)

Time Activity Expenses Charges for

Transform

Taxonomy

• Research Methodology
o Theoretical/Analytical
o Archival
• Primary
• Secondary
o Empirical
o Lab
o Case
o Opinion Survey
• Reasoning Mode
Quantitative
Qualitative
Area
BRL-FR and GL Taxonomies
BRL-Education
BRL-Assurance-Integrity
Online-Internet Reporting (Financial Reporting)
Continuous Auditing
Fraud Detection
Impact and application of XBRL/XML
Voluntary Disclosure
Knowledge Transfer and Sharing
Reporting Area
Financial
Auditing
Managerial
Fixed
Environmental Accounting
Industry Focus
USA
Europe
Australia
Asia
Fixed

Municipal Report

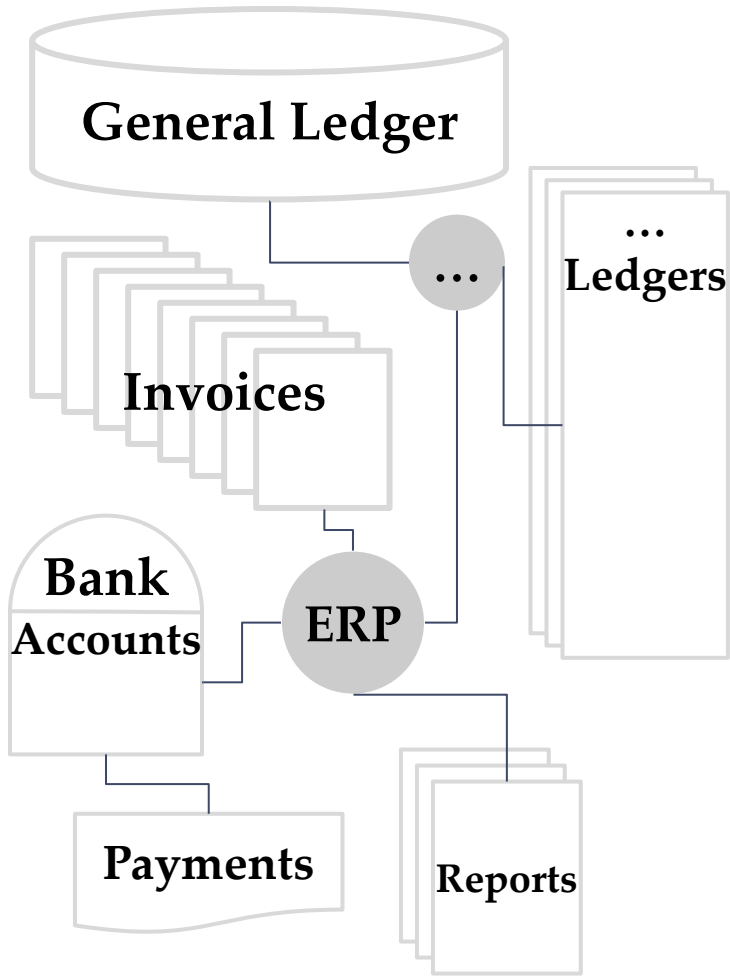
CITY OF BLUFFDALE, UTAH
Statement of Activities
For the Year Ended June 30, 2023

Expenses	Program Revenues			Net (Expense) Revenues and Changes in Net Position		Total	
	Charges for Services	Operating Contributions	Capital Grants and Contributions	Governmental Activities	Business-type Activities		
GOVERNMENTAL ACTIVITIES							
General government	\$ 4,994,987	\$ 4,415,978	\$ -	\$ 10,083,190	\$ 9,504,181	\$ -	\$ 9,504,181
Public safety	7,732,988	-	1,029,533	-	(6,703,455)	-	(6,703,455)
Streets and public works	3,106,717	-	880,319	6,896,089	4,669,691	-	4,669,691
Parks and recreation	1,993,733	-	-	-	(1,993,733)	-	(1,993,733)
Interest and fiscal charges	220,953	-	-	-	(220,953)	-	(220,953)
Total governmental activities	18,049,378	4,415,978	1,909,852	16,979,279	5,255,731	-	5,255,731
BUSINESS-TYPE ACTIVITIES							
Water	6,425,500	7,712,686	-	1,608,716	-	\$ 2,895,902	2,895,902
Total primary government	\$ 24,474,878	\$ 12,128,664	\$ 1,909,852	\$ 18,587,995	5,255,731	2,895,902	8,151,633
GENERAL REVENUES							
Property taxes					4,090,826	-	4,090,826
Franchise taxes					2,018,914	-	2,018,914
General sales and highway sales taxes					4,856,192	-	4,856,192
Interest income					2,737,965	319,660	3,057,625
Gain on sale of capital assets					36,355	-	36,355
Miscellaneous					857,559	-	857,559
Total general revenues					14,597,811	319,660	14,917,471
Change in net position					19,853,542	3,215,562	23,069,104
Net position - beginning					152,516,298	36,320,656	188,836,954
Net position - ending					\$ 172,369,840	\$ 39,536,218	\$ 211,906,058


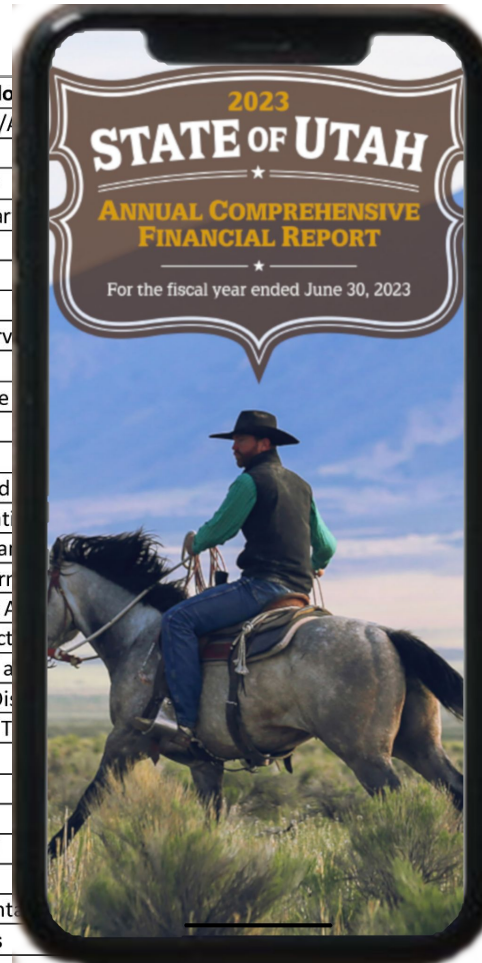


OFFICE OF THE
STATE AUDITOR

Continuous + Interactive Reporting



- **Research Method**
 - o Theoretical//
 - o Archival
 - Primary
 - Secondary
 - o Empirical
 - o Lab
 - o Case
 - o Opinion Sur
- **Reasoning Mode**
 - o Quantitative
 - o Qualitative
- **Topical Area**
 - o XBRL-FR and
 - o XBRL-Educat
 - o XBRL-Assur
 - o Online-Intern
 - o Continuous A
 - o Fraud Detect
 - o Impact and a
 - o Voluntary Di
 - o Knowledge T
- **Accounting Area**
 - o Financial
 - o Auditing
 - o Managerial
 - o Mixed
 - o Environment
- **Geography Focus**
 - o USA
 - o Europe
 - o Australia
 - o Asia
 - o Mixed



OFFICE OF THE
STATE AUDITOR

David Stringfellow

Deputy State Auditor

Chief Economist &

Director of Data Science

dstringfellow@utah.gov

801-538-1356

transparent.utah.gov



OFFICE OF THE
STATE AUDITOR